
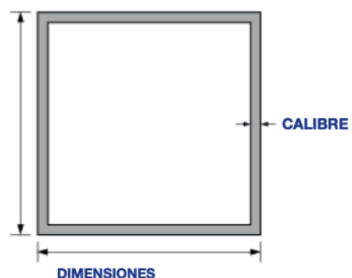



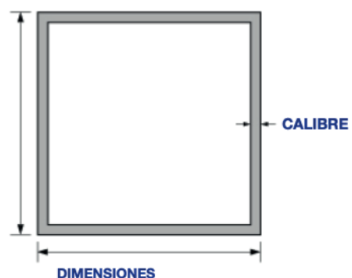
PTR					
DIMENSIONES		ESPESOR		PESO	
PULGADAS	MILIMETROS	CALIBRE	PULGADAS- MILIMETROS	KG/MT	LARGO
3/4" x 3/4"	19 x 19	C18	0.048 - 1.20	0.70	6.10
1" x 1"	25.4 x 25.4	C18	0.048 - 1.20	0.90	6.10
		C16	0.06 - 1.50	1.18	6.10
		C14	0.075 - 1.90	1.33	6.10
		C13	0.09 - 2.30	1.56	6.10
		C12	0.105 - 2.70	1.76	6.10
		C11	0.12 - 3.00	1.95	6.10
1 1/4" x 1 1/4"	31.8 x 31.8	C10	0.135- 3.40	2.13	6.10
		C18	0.048 - 1.20	1.22	6.10
		C16	0.06 - 1.50	1.40	6.10
		C14	0.075 - 1.90	1.71	6.10
		C12	0.105 - 2.70	2.30	6.10



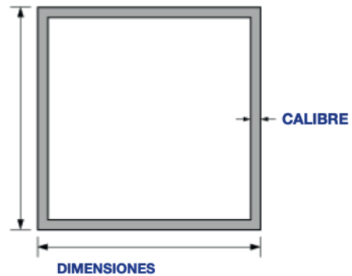


PTR					
DIMENSIONES		ESPESOR		PESO	
PULGADAS	MILIMETROS	CALIBRE	PULGADAS- MILIMETROS	KG/MT	LARGO
1 1/2" x 1 1/2"	38.10 x 38.10	C18	0.048 - 1.20	1.38	6.10
		C16	0.06 - 1.50	1.80	6.10
		C14	0.075 - 1.90	2.09	6.10
		C12	0.105 - 2.70	2.82	6.10
		C11	0.12 - 3.00	3.17	6.10
		C09	0.150 - 3.80	3.81	6.10
2" x 1"	50.80 x 25.40	C14	0.075 - 1.90	2.09	6.10
		C11	0.12 - 3.00	3.17	6.10
2" x 2"	50.80 x 50.80	C18	0.048 - 1.20	1.87	6.10
		C16	0.06 - 1.50	2.31	6.10
		C14	0.075 - 1.90	2.85	6.10
		C12	0.105 - 2.70	3.89	6.10
		C11	0.12 - 3.00	4.38	6.10
		C10	0.135 - 3.40	4.87	6.10
		C09	0.150 - 3.80	5.33	6.10
		C07	0.180 - 4.60	7.41	6.10
		0.250 (1/4")	0.250 - 6.30	9.09	6.10

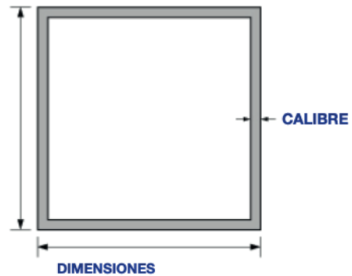





PTR					
DIMENSIONES		ESPESOR		PESO	
PULGADAS	MILIMETROS	CALIBRE	PULGADAS- MILIMETROS	KG/MT	LARGO
2 1/2" x 2 1/2"	63.50 x 63.50	C14	0.075 - 1.90	3.62	6.10
		C12	0.105 - 2.70	5.27	6.10
		C11	0.12 - 3.00	5.60	6.10
		C10	0.135- 3.40	6.23	6.10
		C07	0.180 - 4.60	8.36	6.10
		0.250 (1/4")	0.250 - 6.30	11.62	6.10
3" x 1 1/2"	76.20 x 38.10	C14	0.075 - 1.90	3.23	6.10
3" x 2"	76.20 x 50.80	C14	0.075 - 1.90	3.62	6.10
		C11	0.12 - 3.00	5.60	6.10
		C10	0.135- 3.40	6.23	6.10
		C07	0.180 - 4.60	8.36	6.10
		0.250 (1/4")	0.250 - 6.30	11.62	6.10
3" x 3"	76.20 x 76.20	C14	0.075 - 1.90	4.38	6.10
		C11	0.12 - 3.00	6.81	6.10 y 12.20
		C09	0.150- 3.80	8.37	6.10
		C07	0.180 - 4.60	10.26	6.10
		0.250 (1/4")	0.250 - 6.30	13.11	6.10 y 12.20

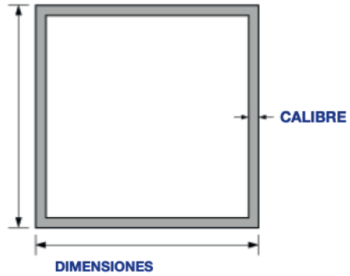


PTR					
DIMENSIONES		ESPESOR		PESO	
PULGADAS	MILIMETROS	CALIBRE	PULGADAS- MILIMETROS	KG/MT	LARGO
3 1/2" x 3 1/2"	48.68 x 48.68	C11	0.12 - 3.00	8.03	6.10
		C09	0.150- 3.80	9.90	6.10
		C07	0.180 - 4.60	12.17	6.10
		0.250 (1/4")	0.250 - 6.30	15.67	6.10 y 12.20
4" x 1 1/2"	101.60 x 38.10	C14	0.075 - 1.90	3.99	6.10
4" x 2"	101.60 x 50.80	C14	0.075 - 1.90	4.61	6.10
		C11	0.12 - 3.00	6.81	6.10
		C09	0.150- 3.80	8.37	6.10
		C07	0.180 - 4.60	10.26	6.10
		0.250 (1/4")	0.250 - 6.30	13.13	6.10 y 12.20
4" x 3"	101.60 x 76.20	C14	0.075 - 1.90	5.40	6.10
		C11	0.12 - 3.00	8.03	6.10
		C09	0.150- 3.80	9.89	6.10
		C07	0.180 - 4.60	12.14	6.10
		0.250 (1/4")	0.250 - 6.30	15.64	6.10 y 12.20



PTR					
DIMENSIONES		ESPESOR		PESO	
PULGADAS	MILIMETROS	CALIBRE	PULGADAS- MILIMETROS	KG/MT	LARGO
4" x 4"	101.60 x 101.60	C14	0.075 - 1.90	6.19	6.10
		0.125 (1/8")	0.125 - 3.20	9.86	6.10 y 12.20
		C09	0.150- 3.80	11.31	6.10
		0.187 (3/16")	0.187 - 4.70	14.82	6.10 y 12.20
		0.250 (1/4")	0.250 - 6.30	18.18	6.10 y 12.20
5" x 3"	127 x 76.20	C14	0.075 - 1.90	6.19	6.10
		0.125 (1/8")	0.125 - 3.20	9.86	6.10 y 12.20
		0.187 (3/16")	0.187 - 4.70	14.82	6.10 y 12.20
		0.250 (1/4")	0.250 - 6.30	18.18	6.10 y 12.20
5" x 5"	127 x 127	0.125 (1/8")	0.125 - 3.20	12.42	6.10 y 12.20
		0.187 (3/16")	0.187 - 4.70	18.96	6.10 y 12.20
		0.250 (1/4")	0.250 - 6.30	23.24	6.10 y 12.20





PTR					
DIMENSIONES		ESPESOR		PESO	
PULGADAS	MILIMETROS	CALIBRE	PULGADAS- MILIMETROS	KG/MT	LARGO
6" x 2"	152.40 x 50.80	C14	0.075 - 1.90	6.19	6.10
		0.125 (1/8")	0.125 - 3.20	9.86	6.10 y 12.20
		0.187 (3/16")	0.187 - 4.70	14.82	6.10 y 12.20
		0.250 (1/4")	0.250 - 6.30	18.18	6.10 y 12.20
6" x 4"	152.40 x 101.60	0.125 (1/8")	0.125 - 3.20	12.42	6.10 y 12.20
		0.187 (3/16")	0.187 - 4.70	18.96	6.10 y 12.20
		0.250 (1/4")	0.250 - 6.30	23.24	6.10 y 12.20

